



VPOD ViTAL Patient Self Administered Overnight Oximetry Instructions

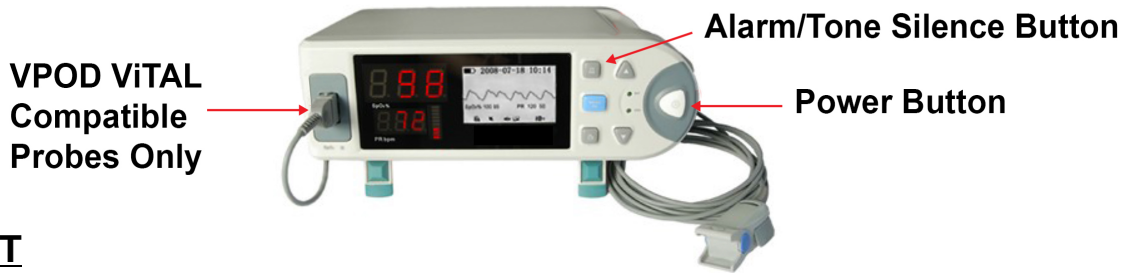
Patient Name _____ Reading ID _____

Your prescriber ordered this oximetry test to monitor your blood oxygen levels while you are asleep. It is vital you closely follow these instructions to get the best results.

VirtuOx is the testing facility that will process the test results and send them to your prescriber. Per Medicare guidelines, the company that delivers the testing device to you cannot assist with the instruction or performance of the test.

DME Courier: _____ Phone _____

Please follow the conditions below as prescribed:



IMPORTANT

You must stay awake during the first 10 minutes of the test.

TEST SETUP


1 Press power button until a beep is heard and the screen lights up. A message of 'Sen OFF' will appear in red and the screen will tell you 'Probe Off'.



2 Connect the extension cable to the VPOD ViTAL as shown below. Please note that the connector will fit in only one way.



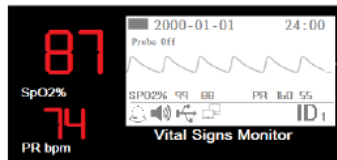
3 Attach the sensor to the extension as shown below. Use ONLY VPOD ViTAL compatible probes.



4 Attach sensor to index finger and apply tape or Band Aid to secure sensor to your finger.



5 The device will show readings on the display and may tone softly to denote pulse rate.



6 Your prescriber will provide you with specific instructions at the end of the testing period. Please contact them if you have any health concerns.

ADDITIONAL INSTRUCTIONS:

- If the sensor falls off during the night:
 - 1) Replace the sensor on your finger.
 - 2) Press the "Alarm/Tone Silence" Button to silence the alarm if necessary. This will NOT turn the sound OFF; but it will reset the alarm on the device.
- If you wake up during the night and need to get out of bed, please carry the device. You may remove the probe only in case of hygienic necessity.
- You can use the probe on any finger. Make sure it feels comfortable and receives a reading from the device.
- This device monitors your oxygen and heart rate levels. If the device is not working properly, advise DME when they pick up the equipment.